

**MATERIALS:**

- 1. CONCRETE: MIN. 5000 psi @ 28 DAYS
- 2. REBAR: ASTM A615 GRADE 60
- 3. ANCHOR RODS: ASTM F1554 GRADE 55
- 4. BEARING PLATES: ASTM A36
- 5. NUTS: ASTM A194 GRADE 2H
- 6. WASHERS: ASTM F436

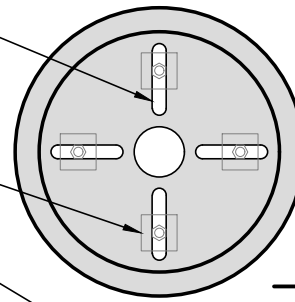
**NOTE:**

CONTACT LOCAL PRODUCER FOR AVAILABLE PRODUCT LENGTHS

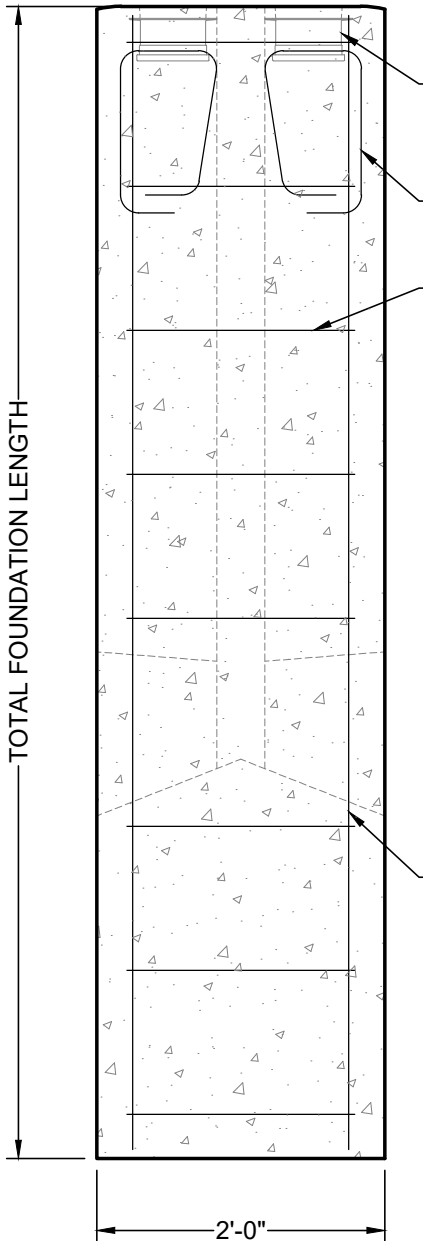
4 SLOT ADJUSTABLE ANCHORING SYSTEM (7.5" TO 13.5" BOLT CIRCLE DIA.)

(4) 3" x 3" x 5/16" BEARING PLATE AND NUT

(4) 3/4" Ø ANCHOR ROD



TOP VIEW  
SCALE: 3/4" = 1'-0"



TOTAL FOUNDATION LENGTH

2'-0"

PRODUCT SECTION VIEW

SCALE: 3/4" = 1'-0"

TAPERED ROUND-OVER

(4) LPB INSERTS w/ ANCHORING NUT

(8) #4 ANCHORING U-BARS

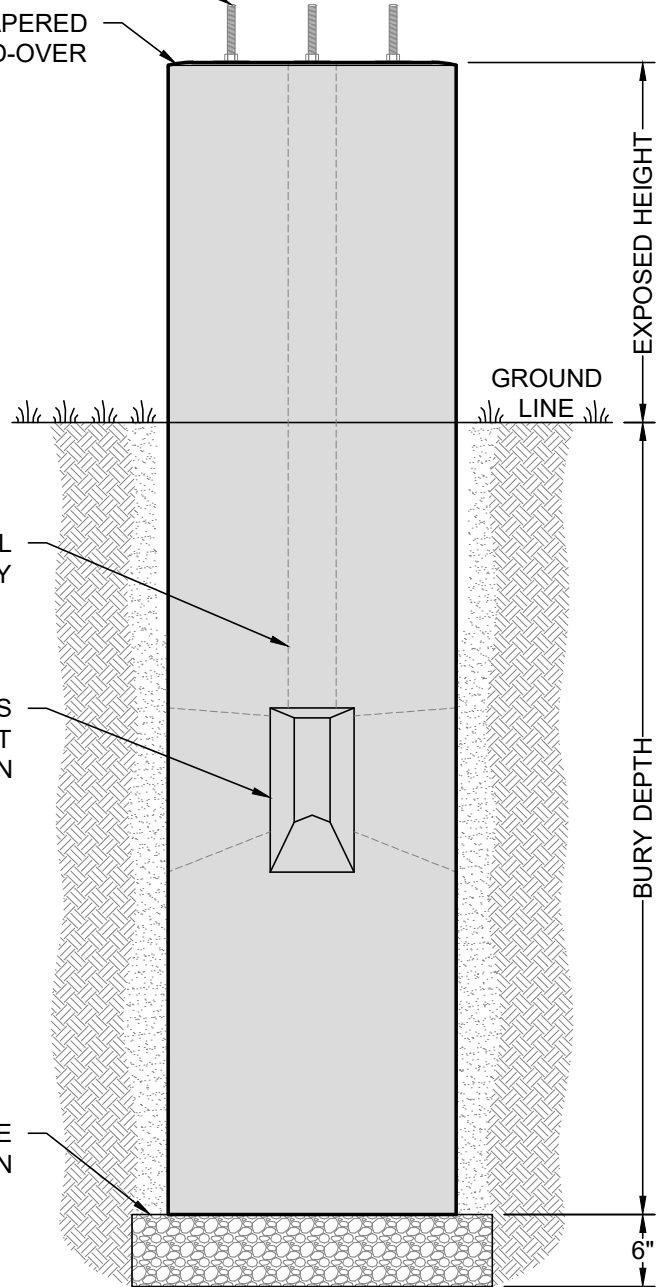
#3 x 18" Ø HOOPS @ 12" O.C.

(4) #6 VERTICAL BARS

4" Ø CENTRAL CONDUIT PATHWAY

SIDE OPENINGS FOR CONDUIT INSTALLATION

CRUSHED STONE FOUNDATION



GROUND LINE

EXPOSED HEIGHT

BURY DEPTH

6"

INSTALLED PRODUCT VIEW

SCALE: 3/4" = 1'-0"

Disclaimer: This drawing has been prepared by LPB - A Division of ReCon and to the best of its knowledge, accurately represents the product use in the application that it is illustrated. This drawing is intended for conceptual purposes only. Anyone making use of this drawing does so at their own risk and assumes all liability for such use. Final design for construction purposes must be completed by a Registered Professional Engineer who is familiar with the product and who has taken into account specific site conditions.



LPB LEGACY

LPB - A DIVISION OF RECON  
 952-922-0027  
 www.lightpolebase.com