



HARDSCAPE CATALOG



We are glad that you are here.

Amcon is a proud manufacturer of hardscape products dating back to 1977 and is part of TCC Materials Group; a 5-generation family-owned business founded in 1927.

Using locally sourced materials, Amcon's hardscape products pass rigid quality control standards – meeting or exceeding ASTM specifications for strength, durability, and freeze/thaw requirements.

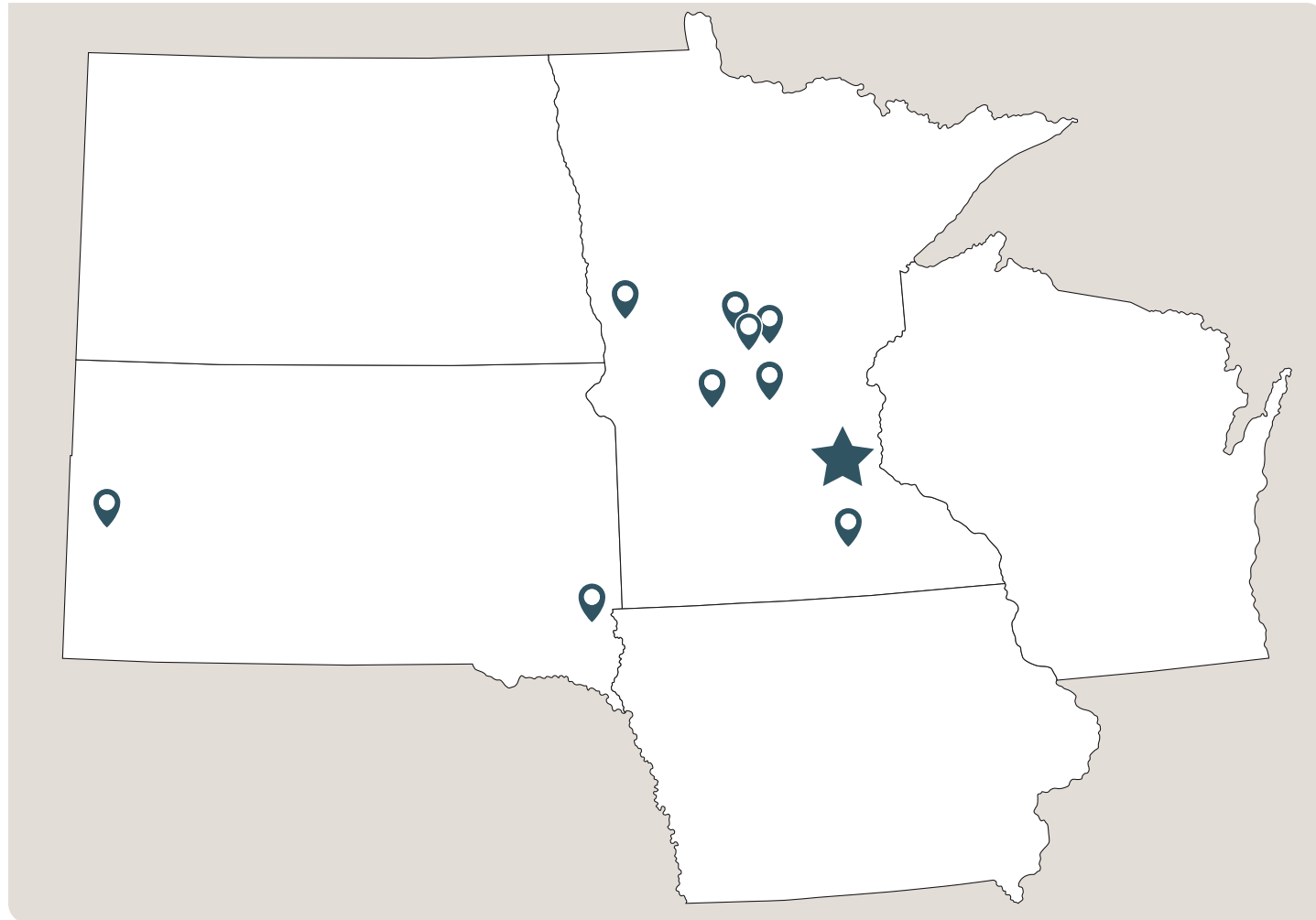


“YOU DON'T SUCCEED BY **SAYING** WHAT YOU'RE GOING TO **DO**.

YOU SUCCEED BY **DOING** WHAT YOU **SAY** YOU'RE GOING TO DO.”



Proudly manufactured in Minnesota and South Dakota, Amcon is servicing the Upper Midwest by providing high-quality products made with locally sourced materials.



Mendota Heights, MN
Corporate Office

Fergus Falls, MN
Gray Block
Architectural Block

Waite Park, MN
Precast Products

Annandale, MN
Precast & Gray Block

Rapid City, SD (TCC)
Hardscape Products
Architectural Block
& Gray Block

Harrisburg, SD
Hardscape Products
& Gray Block

Medford, MN
Gray Block

St. Joseph, MN
Hardscape Products
Precast Products
Gray Block

St. Cloud, MN
Gray Block
Architectural Block

New London, MN
Hardscape Products
& Gray Block

OUR MISSION

EVERY DAY

is to be a **TRUSTED PARTNER**
with **PASSIONATE PEOPLE**
creating **BUILDING MATERIALS**
for a **BETTER TOMORROW**



WE DEMAND Safety
EXPECT Integrity
EMPOWER Innovation
DRIVE Excellence
EMBRACE Collaboration

Pavers
6-15

Retaining Walls
16-45

Edgers
46-47

Precast Block
48-55

Accessories
56-59

Pavers



Pavers:

- Because of their strength, color and versatility centuries ago Romans used pavers to build a 50,000-mile network of roads to withstand heavy traffic and harsh conditions, some of which are still used today.
- Pavers can be used for indoor and outdoor applications.
- Produced in multiple sizes, shapes and colors, pavers give you endless combinations for your patio, driveway, walkways, and pool decks.
- Pavers are designed and engineered to withstand the drastic climate change of our region, especially the harsh winters.

Legend

- (S) Stock
- (LS) Limited Stock
- (SO) Special Order

Versatility

Mix and match style and colors to achieve that custom look your outdoor project is asking for. Having little height differences between the products, makes it easy to use one style of paver for the main patio and use another style of paver to create custom inlays, bands and borders.

Strength

Each of Amcon's products must pass rigid quality control standards – meeting or exceeding ASTM specifications for strength, durability and freeze/thaw cycles that the Midwest has to offer. Our strength runs deep through the company with its product offerings, business development, and industry leadership.



Colors

Amcon offers a nice balance of Earth rich colors that accommodate the ever changing style of today's Homeowners, Landscape Architects, Designers and Contractors. Together these colors bring visual interest and help customize your outdoor living space to create the right look for your project.

Devonshire



Available Sizes
Width x Length x Height • inches




6 x 6 x 2.75



6 x 9 x 2.75



9 x 12 x 2.75



12 x 12 x 2.75

LS



Autumn Blend



Buff Blend




Cranberry Blend



Granite Blend



IronStone Blend



River Rock Blend



S



Autumn Blend



Black/Sand Blend



Buff Blend




IronStone Blend



Available Sizes
Width x Length x Height • inches




8 x 16 x 2



16 x 16 x 2

Patio Stone

Cobblestone



S



Buff Blend

LS



Autumn Blend



Granite Blend



Cranberry Blend



IronStone Blend



River Rock Blend



Brown*



Charcoal*

Available Sizes
Width x Length x Height • inches

* Brown and Charcoal are only available in 6 x 6 and 6 x 9.




3 x 6 x 2.375



6 x 6 x 2.375



6 x 9 x 2.375



9 x 12 x 2.375



Cobblestone Circle

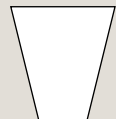


Available Sizes
Width x Length x Height • inches

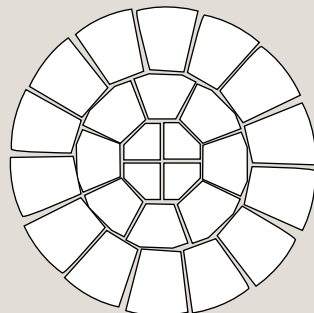
* Brown and Charcoal are only available in 6 x 6 and 6 x 2.375



6 x 6



6 x 2.375



Center Circle Pack • 2.65 Dia • 5.06 SF



S



Buff Blend

LS



Autumn Blend



Granite Blend



Cranberry Blend



IronStone Blend



River Rock Blend



Brown*



Charcoal*



Holland



Available Sizes
Width x Length x Height • inches



4 x 8 x 2.375



(S)




Buff Blend

(LS)



Autumn Blend



Granite Blend



Cranberry Blend



IronStone Blend



Oak



River Rock Blend



Red



Brown



Charcoal



(SO)



Autumn Blend



Buff Blend



Granite Blend



River Rock Blend


Permeable



Available Sizes
Width x Length x Height • inches



4 x 6 x 3.125



6 x 6 x 3.125

Note: both sizes sold together on one pallet

Retaining Walls



Amcon manufactures leading retaining wall brands offering different design and performance characteristics. Great for all aspects of your hardscape projects.

Legend

- (S) Stock
- (LS) Limited Stock
- (SO) Special Order

Strength




Each of Amcon’s products must pass rigid quality control standards – meeting or exceeding ASTM specifications for strength, durability and freeze/thaw cycles that the Midwest has to offer. Our strength runs deep through the company with its product offerings, business development, and industry leadership.

Colors

Amcon offers a nice balance of Earth rich colors that accommodate the ever changing style of today’s Homeowners, Landscape Architects, Designers and Contractors. Together these colors bring visual interest and help customize your outdoor living space to create the right look for your project.




Urban Prairie Series



S



Shadow Blend



Kasota Blend



Bedrock Blend

Available Sizes

Height x Width x Depth • inches


Urban Prairie Cap*
3 x 16 x 14

* Cap is available in the same colors as the wall block.

• All sizes are sold separately.



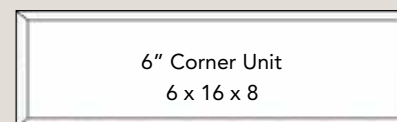
6 x 17.25 x 12



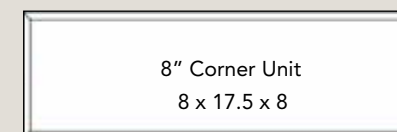
6 x 17.25 (side one) x 10
6 x 14 (side two) x 10



8" x 18" x 12"



6" Corner Unit
6 x 16 x 8




8" Corner Unit
8 x 17.5 x 8

Coming Soon: Polished and Travertine textured wall units.

New in 2022



NorthRock[®]
Pro



S



Bedrock Blend



Shadow Blend



Glacier Gray



Golden Wheat



Umber

S



Bedrock Blend



Shadow Blend



Glacier Gray



Golden Wheat



Umber

Available Sizes

Height x Width x Depth • inches

4" Universal Cap*

Front: 4 x 18 x 10.5 / Back: 4 x 12 x 10.5

* Cap is available in the same colors as the wall block.

NorthRock Pro Straight Face




8 x 18 x 12

NorthRock Pro Corner



8 x 18 x 9

NorthRock Pro Curved



Available in all colors but is SPECIAL ORDER



NorthRock[®]
Medio



Available Sizes

Height x Width x Depth • inches

3" Deep Cap*

Front: 3 x 18 x 13 / Back: 3 x 12 x 13

6" Step*

6 x 16 x 16

* Cap and step are available in the same colors as the wall block.

NorthRock Medio Straight Face




6 x 17.25 x 12

NorthRock Medio Corner



6 x 16 x 8

NorthRock Medio Curved Face



Available in all colors but is SPECIAL ORDER

LondonStone



S




Buff Blend




Charcoal




Granite Blend




Desert Tan



IronStone Blend




Gray




River Rock Blend

LS



Autumn Blend



Oak



Brown




Umber

Available Sizes

Height x Width x Depth • inches

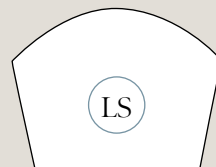
LondonStone Straight Face



7 x 16 x 12

3.5" Reversible Cap*
3.5 x 13 x 12

LondonStone Curved Face




Please ask Sales rep
for color options.

Step Unit*
7 x 16 x 20

Half Step*
7 x 8 x 20

* Cap and step are
available in the
same colors as the
wall block.



LondonStone Free Standing Wall



S



Buff Blend



Granite Blend



IronStone Blend



River Rock Blend

LS



Autumn Blend


Available Sizes

Height x Width x Depth • inches

Full Unit




Side 1: 7 x 17.25 x 9




Side 2: 7 x 14.25 x 9

3.5" Reversible Cap*
3.5 x 13 x 12

2/3 Unit



Side 1: 7 x 10.75 x 9




Side 2: 7 x 7.75 x 9

1/3 Unit



Side 1: 7 x 6.25 x 9




Side 2: 7 x 4.75 x 9

Column Block



7 x 12 x 8

* Cap is available in the same colors as the wall block.



Retaining Walls

LondonStone Aztec



Available Sizes

Height x Width x Depth • inches


Aztec Wedge

Color Swatches are non-tumbled color.

Aztec Stone



4 x 12 x 8



4 x 8 (Front side) x 8
4 x 6 (Back side) x 8

S



Buff
Blend



Granite
Blend




IronStone
Blend



River Rock
Blend

LS



Autumn
Blend



S



Buff
Blend



Granite
Blend



IronStone
Blend



River Rock
Blend

LS



Autumn
Blend




Brown



Charcoal



Desert
Tan



Gray




Oak



Umber

Decrowall



Available Sizes

Height x Width x Depth • inches


Reversible Cap*
2.625 x 8 x 8

* Cap is only available in solid colors



4 x 12 x 8

Allan Block Classic



Available Sizes

Height x Width x Depth • inches


* Cap is available in the same colors as the wall block.

AB Corners



8 x 16 x 8

AB Classic




8 x 18 x 12

AB Lite Stone



4 x 18 x 12

AB Jumbo Junior



8 x 9 x 9.5

AB Junior Lite




4 x 9 x 12



S



Autumn Blend



Kasota Blend



Charcoal




Glacier Gray



Golden Wheat




Shadow



Retaining Walls


Allan Block Aztec



S



Autumn Blend



Shadow

Available Sizes

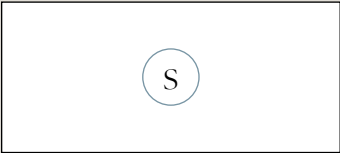
Height x Width x Depth • inches

* Cap is available in the same colors as the wall block.

Aztec Cap*

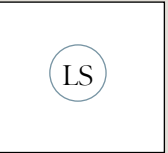
4 x 18 x 12

AB Aztec Classic



8 x 18 x 12

AB Aztec Junior



8 x 9 x 9.5

AB Aztec Lite Stone



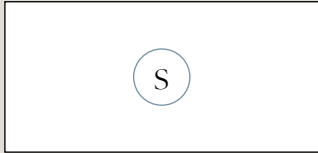
4 x 18 x 12

AB Aztec Junior Lite




4 x 9 x 12

AB Aztec Corners




8 x 16 x 8



Retaining Walls


Allan Block New World Courtyard



S



Autumn Blend



Shadow

Available Sizes

Height x Width x Depth • inches

Wall Cap*

4 x 8.25 x 10

* Cap is available in the same colors as the wall block.

New World Dublin



6 x 16.5 x 7

New World York



6 x 8.25 x 7

New World Post Corner



6 x 15.5 x 7



Allan Block Courtyard

Retaining Walls



S



Autumn
Blend



Shadow

Available Sizes

Height x Width x Depth • inches

Wall Cap*
4 x 8.25 x 10

* Cap is available in the same
colors as the wall block.

Dublin



6 x 16.5 x 7

York



6 x 8.25 x 7

Post Corner




6 x 15.5 x 7



Retaining Walls

Allan Block Fieldstone Sierra



S



Glacier Bay



Sandstone

Available Sizes

Height x Width x Depth • inches

Fieldstone Cap*

Front: 4 x 17.5 x 11.5 / Back: 4 x 14.5 x 11.5

Parapet Cap*

4 x 24 x 18

* Cap is available in the same colors as the wall block.

With Small Anchor Units:




812 Face unit 8 x 12 x 13



824 Face unit • 8 x 24 x 13

With Large Anchor Units:



812 Face unit • 8 x 12 x 23



824 Face unit • 8 x 24 x 23



Allan Block Fence



Available Sizes

Height x Width x Depth • inches

Fence Cap*

5 x 18 x 12

* Cap is available in the same colors as the wall block.

SO

- Allan Block Colors are available upon request
- Offered as a Multi Piece System all individually palletized

AB Post Block



8 x 18 x 12

AB Fence Panel Block




8 x 18 x 6

AB Fence Half Panel Block




8 x 9 x 6

AB Fence Lite Panel Block




4 x 18 x 6

AB Fence Half Lite Panel Block



4 x 9 x 6

Anchor Highland



S



Dakota Stone




Marble



Mocha

LS



Prairie Stone

Available Sizes

Height x Width x Depth • inches

Anchor XL Cap*

Front: 3 x 18 x 13 / Back: 3 x 12 x 13

Highland Step*

6 x 16 x 16

* Cap and step are available in the same colors as the wall block.

Large Unit



6 x 18 x 12

Medium Unit



6 x 12 x 12

Small Unit



6 x 6 x 12

Corner Units



6 x 18 x 9

Large Unit



6 x 18 (Front side) x 12
6 x 11.5 (Back side) x 12

Medium Unit



6 x 12 (Front side) x 12
6 x 8.75 (Back side) x 12

Small Unit



6 x 6 (Front side) x 12
6 x 4.375 (Back side) x 12

Corner Units



6 x 18 x 9

Free Standing Wall



Anchor Diamond



S



Brown



Charcoal



Dakota Stone



Gray



Tan

Available Sizes

Height x Width x Depth • inches

Anchor XL Cap*

Front: 3 x 18 x 13 / Back: 3 x 12 x 13


Highland Step*

6 x 16 x 16

Corner Unit



6 x 17.25 x 12



6 x 16 x 8

* Cap and step are available in the same colors as the wall block.



Versa-Lok®
Standard



S




Dakota Stone Blend



Charcoal



Marble Blend



Gray



Mocha Blend



Tan



Brown

LS

SO



Prairie Stone Blend




Crimson Blend


Available Sizes
Height x Width x Depth • inches

XL Cap*
Front: 3 x 18 x 13 / Back: 3 x 12 x 13

* Cap is available in the same colors as the wall block.



6 x 16 x 12



Retaining Walls

Keystone Compac



S



Bedrock Blend




Split Rock Blend



Glacier Gray



Golden Wheat



Umber

Available Sizes


Height x Width x Depth • inches

4" Universal Cap*

Front: 4 x 18 x 10.5 / Back: 4 x 12 x 10.5


* Cap is available in the same colors as the wall block.

Keystone Straight Face



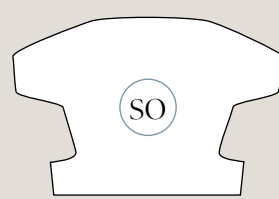
8 x 18 x 12

Keystone Corner





8 x 18 x 9

Keystone Curved



Available in all colors but is SPECIAL ORDER



Bullet Edgers

Amcon Bullet Edgers are a simple, easy way to add a touch of classic elegance to your landscape. Create a defined border between your grass and mulch or rock around tree rings, gardens, flower beds, and more.

Colors


Amcon offers a nice balance of Earth rich colors that accommodate the ever changing style of today's Homeowners, Landscape Architects, Designers and Contractors. Together these colors bring visual interest and help customize your outdoor living space to create the right look for your project.

Legend

S Stock

Available Sizes

Height x Length x Width • inches



4 x 12 x 4

* Size and color may vary by plant

NORTHROCK
HARDSCAPE Products

S



Precast Block



Precast gives Amcon an opportunity to reach new heights with retaining walls. LedgeRock and LondonBoulder are excellent systems to use when space is a premium. These systems are able to reach heights above 10’ without creating a large excavation area and are available in many textures that can be customized with color and detail after installation.



Legend

- S Stock
- LS Limited Stock

LedgeRock and LondonBoulder are produced with great detail to look like natural stone. This detail can be painted or stained in any custom color or blend of colors to match the surrounding landscape or the architecture of the home.



Texture

Unmatched Texture
Created to look like natural stone, LedgeRock and LondonBoulder get their inspiration for the look and texture from the north shore of Lake Superior and the limestone bluffs of southeastern Minnesota.

Other Precast Items

Big Precast Step



7”H x 48”W x 20”D
Available in Brown, Buff and Charcoal

Chiseled Column Cap




24” x 24”
Available in Buff and Charcoal



Brown



Buff




Charcoal



Precast Block

Precast Block



Available Textures

S



North Shore Boulder

S



Split Limestone

See available sizes
on page 54.





Available Textures

S



Limestone

S




Fieldstone

LS



Cobblestone

See available sizes on page 55.



LedgeRock



LondonBoulder™

LondonBoulder

Available Sizes

Height x Width x Depth • inches

Base Block 28" 24 x 48 x 28	Left & Right Corner Block 24 x 52 x 28	Left & Right Half Corner Recess Cap 24 x 28 x 28
Xtra Deep Base Block 52" 24 x 48 x 52	Left & Right Half Corner Block 24 x 28 x 28	Half Recess Cap 24 x 24 x 28
Full Block 28" 24 x 48 x 28	Key Block 28" 24 x 44 x 28	Half High Block 28" 12 x 48 x 28
Xtra Deep Full Block 52" 24 x 48 x 52	Full Recess Cap Block 24 x 48 x 28	Left & Right Half High Corner Block 12 x 48 x 28
Half Block 28" 24 x 24 x 28	Key Recess Cap Block 24 x 44 x 28	Step/Cap Block 7 x 48 x 30
Xtra deep Half Block 52" 24 x 48 x 52	Left & Right Corner Recess Cap 24 x 52 x 28	

Available Sizes

Height x Width x Depth • inches

84" Full Boulder 18 x 48 x 84	LondonBoulder 28 Solid 18 x 48 x 28	42" 90 Degree Return 18" x 48 x 24
72" Full Boulder 18 x 48 x 72	LondonBoulder 28 2 Sided Solid 18 x 48 x 32	Left & Right Cap Corner 18 x 24 x 32
60" Full Boulder 18 x 48 x 60	LondonBoulder 28 Half Block 18 x 24 x 32	6" Cap 6 x 40 x 34
52" Full Boulder 18 x 48 x 52	LondonBoulder 18" Cap 18 x 48 x 28	
42" Full Boulder 18 x 48 x 42		

Accessories

For years to come, these products will allow your outdoor project to look as good as the day it was first installed.



TechMix® Premium Countertop Mix offers a high-strength solution to provide a workable surface for your indoor and outdoor project.



Keep the mulch and landscape rock in place. Landscape Loc® Mulch & Rock Bond prevents beautiful landscape beds from getting destroyed by wind, rain, wildlife, mowers and leaf blowers.





Protect Your Investment

Pavers are a big part of your outdoor project, and you should maintain and protect them as you would the new car sitting in your garage.





Here are some things to consider after you have invested in your new patio, driveway, or pool deck.

- There may be some construction residue on your paver surface from the installation of the project. A good cleaning with Tenon products will help remove the residue. Please ask your contractor about the after-install cleaning.
- Rock Salt and de-icing chemicals like Sodium Chloride (NaCl) are often used to remove ice from your pavers in the wintertime.
- These chemicals can be harmful over time and if not properly cleaned from the surface of your outdoor living space, can deteriorate the face of the pavers.

TENON™ Paver Protection Program

	PAVER GUARDIAN	PAVER SEAL
		
USES:	<ul style="list-style-type: none">• Solvent-based penetrating sealer that protects cementitious substrates from the deleterious effects of salts & common chlorides used to aid snow & ice melting• Non-gloss finish that provides natural invisible protection	<ul style="list-style-type: none">• Solvent-based coating that forms a membrane to increase protection from damaging freeze-thaw cycles, deicing salts, & chemical erosion• Enhances surface appearance with a matte finish• Minimizes spalling & aggregate pop out
ADVANTAGES:	<ul style="list-style-type: none">• Easy to apply with sprayer or roller• Chemically reacting with surface• 10% active content	<ul style="list-style-type: none">• Easy to apply with a sprayer or roller• Non-staining, non-yellowing• 25% solids
Finish	Invisible	Matte
Temperature Range	Best above 40°F	Best between 50°F-90°F
VOC	> 700 g/L	< 700 g/L
Typical Drying Time @ 70F	1-2 hours (touch) 2-4 hours (traffic)	1 hour (touch) 2 hours (traffic)
Application Rate	40-200 sq. ft./gal	200-300 sq. ft./gal
	PAVER GUARDIAN WB	PAVER SEAL PRO WB
		
USES:	<ul style="list-style-type: none">• Waterborne formula provides deep penetrating protection• Non-gloss finish that provides natural invisible protection• Protects from effects of rain, snow, & other water penetration, deicing chemicals, salts, & freeze-thaw	<ul style="list-style-type: none">• Waterborne vapor permeable final sealer ideal for pavers & natural stone• Penetrating protection against damaging freeze-thaw cycles, deicing salts, efflorescence while enhancing the surface appearance• Penetrating formula resists wear patterns from foot & vehicular traffic
ADVANTAGES:	<ul style="list-style-type: none">• Easy to apply with sprayer or roller• Non-staining, natural look• 8% active content	<ul style="list-style-type: none">• Hybrid waterborne technology• Chemically reacting with surface• 12% active content
Finish	Invisible	Natural
Temperature Range	Best between 50°F-90°F	Best between 40°F-100°F
VOC	< 250 g/L	< 350 g/L
Typical Drying Time @ 70F	2-4 hours	2 hours (touch) 24 hours (traffic)
Application Rate	40-200 sq. ft./gal	200-500 sq. ft./gal

TENON™ Tenon is a national brand of hardscape cleaning and sealing products offered by Bluestone Products: A member of the TCC Materials Group.

	PAVER SEAL & SHINE	PAVER SEAL ULTRA SHINE
		
USES:	<ul style="list-style-type: none">• Solvent-based coating for a “wet look” gloss finish• Enhances surface appearance with a gloss finish• Forms a membrane to increase protection from damaging freeze-thaw cycles, deicing salts, & chemical erosion• Minimizes spalling & aggregate pop out	<ul style="list-style-type: none">• Solvent-based coating for a high gloss “wet-look” finish• Enhances surface appearance with a high gloss finish• Forms a membrane to increase protection from damaging freeze-thaw cycles, deicing salts, & chemical erosion• Minimizes spalling & aggregate pop out
ADVANTAGES:	<ul style="list-style-type: none">• Easy to apply with sprayer or roller• Non-staining, non-yellowing• 25% solids	<ul style="list-style-type: none">• Easy to apply with roller or high pressure sprayer• Non-staining, non-yellowing• 30% solids
Finish	Gloss	High Gloss
Temperature Range	Best above 40°F	Best above 40°F
VOC	< 700 g/L	< 700 g/L
Typical Drying Time @ 70F	1 hour (touch) 2 hours (traffic)	1 hour (touch) 2 hours (traffic)
Application Rate	300-500 sq. ft./gal	250-400 sq. ft./gal
	PAVER SEAL & SHINE PRO WB	PAVER WASH
		
USES:	<ul style="list-style-type: none">• Waterborne vapor permeable final sealer ideal for pavers & natural stone• Penetrating protection against damaging freeze-thaw cycles, deicing salts, efflorescence while enhancing the surface appearance• Penetrating formula resists wear patterns from foot & vehicular traffic	<ul style="list-style-type: none">• Removes efflorescence, light rust, & organic stains• Cleans & restores paver surface & color• Prepares pavers & stone surfaces prior to sealing• Does not contain muriatic or hydrochloric acids
ADVANTAGES:	<ul style="list-style-type: none">• Easy to apply with sprayer or roller• Non-staining, non-yellowing• 22% active content	<ul style="list-style-type: none">• Easy to apply with roller or brush• Non-staining, non-yellowing
Finish	Gloss	N/A
Temperature Range	Best between 40°F-100°F	Best between 50°F-90°F
VOC	< 350 g/L	0 g/L
Typical Drying Time @ 70F	2 hours (touch) 24 hours (traffic)	N/A
Application Rate	200-500 sq. ft./gal	150-250 sq. ft./gal



Amcon Concrete Products
2025 Centre Pointe Boulevard
Mendota Heights, MN 55120
651.688.9116



[AmconConcreteProducts.com](https://www.AmconConcreteProducts.com)